

# Capri

Technical Information Pack

Hospitality

Hotel

Leisure

Marine

Residential

Workspace

# YARWOOD

Leather

# Capri Leather Technical Information Pack

We look forward to working with you as your leather supplier, here are the main advantages of working with us:

Accredited to ISO9001, Yarwood provides a wide range of leather and faux leather ranges which are suitable for the contract and hospitality, marine, residential and workplace sectors. Yarwood also offer specialist aviation and automotive leathers and faux leathers.

As well as supplying leather and faux leathers, we offer a cutting service which allows you to save time and money by having your order delivered as cut parts.

Additionally, we also offer a sewing service, once again allowing you to save money by having your leather or faux leather cut and sewn ready for assembly.

Please see enclosed the colour palette, technical information and fire certification for the Capri range.

All our leathers have a minimum order quantity of one hide.

If you require any samples of our ranges, further information or to place an order, please contact the Sales Office:

+44 (0) 113 252 1014  
[sales@yarwoodleather.com](mailto:sales@yarwoodleather.com)

**YARWOOD**  
Leather





# Range Information - Capri

The Capri leather range is a soft, sumptuous and intrinsically beautiful piece of leather full of character and perfect for lounging around in.

Capri is manufactured using only the finest British Ox hides and is kept slightly thicker in substance to give a supple, plump feel.

Capri is a full grain product that is lightly embossed to further maximise the cutting yield.

### Key Facts

- Two Tone Leather
- Av. Hide Size - 5m<sup>2</sup>

### Fire Regulations

- Meets Cigarette & Match as standard
- Meets Crib 5 as standard
- Meets IMO Part 8 as standard

Please remember that leather is a natural product and there may be natural variation between samples and final batch.  
All samples should be treated as a guide for colour and texture only.

# Capri Technical Information

## Application Usage

Hospitality | Hotel | Leisure | Marine | Residential | Workspace

Certification on following pages

## Test Results

## Material Characteristics

Thickness	1.2 - 1.3 mm ± 0.1mm
Mass	900g/m2 ± 5%
Average Hide Size	5m <sup>2</sup>

## Wear Tests

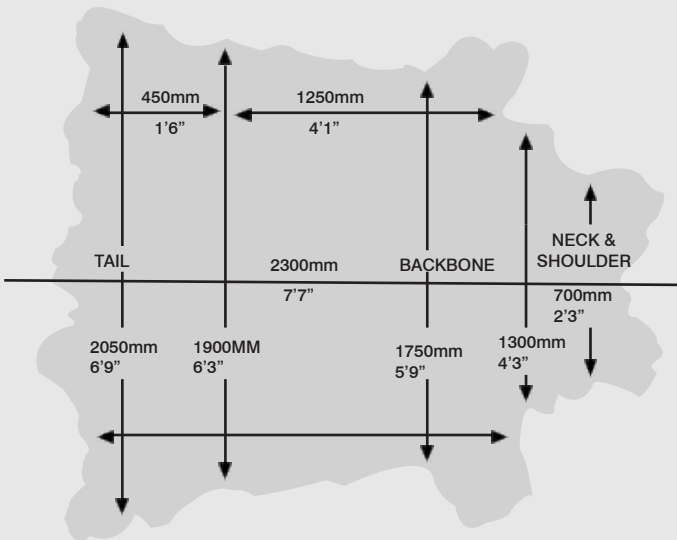
Test	Method	Result
Fastness to Light	BS EN ISO 105-B02:1999	Blue Wool 4/5 (min)
Fastness to Rubbing	BS EN ISO 11640:1998	250 Wet/500 Dry
Tear Strength	BS EN ISO 3377-1:2002	40N

## Flammability Tests

	Test	Result
Domestic FR (Cigarette + Match)	BS 5852: Part 1: 1979	Pass
Contract FR (Crib 5)	BS 5852:2006 - Ig source 5	Pass
Marine FR (Indoor Marine Seating)	IMO 2010 FTP Code Annex 1 Part 8	Pass

## Typical Capri Hide Size

The illustration shown below is a guide to the shape and size of a typical hide. Every hide is different and can vary in size. When ordering leather, please be sure to allow for natural wastage that will occur due to the shape of the hide, a minimum of 30% should be used, contact your sales representative for further guidance.



# Capri Range

Capri has a very traditional colour palette showcasing mostly neutral shades of brown and cream with a hint of green and red.

A bespoke colour service is available on the Capri range, subject to minimum order quantities.

Please remember that leather is a natural product and there may be natural variation between samples and final batch.  
All samples should be treated as a guide for colour and texture only.

Chalk




0286LAFG001

Ivory



0287LAFG001

Cream



0292LAFG001

Clay



0297LAFG001

Tan




0298LAFG001

Teak



0275LAFG001

Oak



0274LAFG001

Chocolate



0273LAFG001

Burgundy



0278LAFG001

Poppy



0224LAFP001

Light Taupe



0279LAFG001

Green



0290LAFG001

Black



0276LAFG001



# Using Capri

Two tone leathers feature a contrasting effect, which gives the product depth and character to make stunning seating. With any two-tone product, a degree of shade variation will be common as the two contrasting colours will never be in the same place twice. This therefore means that in these leathers, the colour and shade can differ slightly between hides and also within the same hide

See the following page for a comprehensive care and cleaning guide.

## Using Capri in Hospitality or Contract Design

Capri is suited to any type of interior design. Its traditional colour palette of neutral tones, red and greens wouldn't be out of place in a trendy wine bar or a good old English pub.

Soft to the touch and beautiful to look at.

As with all Yarwood ranges, Capri comes Crib 5 as standard, for Crib 5 certification please see the end of this technical information pack.

## Using Capri in Marine Design

The beautiful finish of Capri brings a soft touch to marine design.

Well loved colours and tones can be used throughout cruise or yacht design.

On board restaurants, casinos, or chill out areas can all embrace the soft, supple feel.

For IMO certification please see the end of this technical information pack.

## Using Capri in Residential Design

Capri will add character within the home, whether on a traditional armchair or kitchen breakfast stools, this two tone leather will create stunning seating throughout the interior.

As with all Yarwood Leather ranges, Capri is tested to Cig and Match as standard.

For certification please see the end of this technical pack.

## Using Capri in Workspace Design

A home office, open plan spaces and boardrooms, our leathers create a soft, comfortable seating environment, a space where you can be your most creative.

For Crib 5 certification please see the end of this technical information pack.





# Capri Care and Cleaning Guide

Our semi-natural products are very similar to semi-aniline products in that they have a two-tone effect and some of the unique surface characteristics of the hide remain visible. Our semi-natural products sometimes have a light emboss applied in the intermediary stage to help improve the consistency of the product.

We use a degree of pigmentation to ensure colour consistency and replicability throughout the ranges whilst keeping the products soft and supple throughout. The final result is a soft supple finish with a degree of tonality that gives the product depth and character. With any two-tone a degree of shade variation will be common as the two contrasting colours will never be in the same place twice.

Since these products have a softer top coat, they will inevitably not have as robust qualities as the fully pigmented, corrected leathers

## General Care of Capri

The biggest enemy to a piece of upholstery is the build-up of material on the surface of the leather. If material is allowed to build up, when you move against the surface of the leather instead of only rubbing material against the surface, the leather grabs any free material and rubs said material under force and pressure against the surface of the leather.

This can cause severe abrasion of the surface. We recommend vacuuming the leather, as this removes the dirt particles and prevents them abrading against the surface of the leather.

Dusting with a cloth is also a suitable process.

## Wet Stains

All stains should be removed immediately.

The simple answer is to simply remove any excess liquid or puddles with a damp lint free cloth.

DO NOT use household cleaning products, anything with a solvent base will solubilize the finishes we use to manufacture the leather and will damage the leather.

For any residual stains, use leather cleaning wipes to gently remove the stain from the leather. Most stains should be removable if treated quickly and carefully.

## Dry or longer term stains

If the area is dry to the touch, apply leather cleaning wipes by rubbing in a gentle circular motion.

DO NOT use nail varnish remover, acetone, bleach, household detergent, hair spray or other cleaning products other than a damp cloth.

Most household cleaners contain solvents to solubilize the contaminant as such that they can be removed with a damp cloth. The solvent will remove the stain but will also start to dissolve the leather finish.

If in doubt, please get in touch for guidance.





# Natural Characteristics of Leather

No two animal hides or skins are identical, just as no two people’s skins are the same, with everyone having different cuts, scars and hair follicle sizes.

These are all natural characteristics of the animals that occur throughout their normal life.

Here are a few examples of natural marks that can be found throughout leather hides.

Instead of taking steps to remove these “imperfections”, we ask you to embrace leather for what it is, a natural and beautiful material.

Don’t see an imperfection, see character and how the authentic piece of furniture will add to your project.

## Neck Grain

The majority of animals used to make leather will naturally graze on grass. This involves bending and stretching their necks daily in order to feed.

This constant moving creates creases and growth marks on the back of the neck.

As the age of the animal increases, the number and size of the neck grain will also increase.

On finished leather these grains will appear as textured lines.



## Stretch Marks

In the same way in which humans develop stretch marks whilst growing, animals used for leather also have these identifiable marks.

Although this is arguably more common in the female hides and skins, with the obvious factor of childbirth and also the differing amounts of fats present in the skin.



## Skin Disease

Psoriasis and eczema are as common in animals as they are in humans. Areas of the skin may be non-uniform where these conditions have been present.

Insect bites and parasite damage may leave varying marks and scars on the skin.



## Veins

Just as you see the veins in your own skin, vein lines can appear on finished leather.

This occurs when bacteria is attracted to any remaining nutrient rich blood, in the original pathways of the blood vessels before leather manufacturing begins.

Skin is worn away and degraded into the pattern of the original pathways.



## Scars

Animals may come into contact with various objects during their lifetime that can cut the skin, including barbed wire or other animal’s horns, which may result in the scarring of the skin.

Human intervention such as branding, which is done for ownership purposes, and any medical surgery could also leave a permanent scar.

Once these scars are healed, the tissue is slightly raised, however, it keeps intact its structural integrity.



## Shade Differentiation

Each individual person has a different skin tone to those next to them, this is also the case in animal hides.

Factors such as age, weight and size can affect the penetration of the dyestuffs. However, strict controls are applied to the chemical conditions to try ensure an even take up.

In a full grain hide you may find that there are different tonal hues, this is quite normal and is down to the dyeing process emphasising the natural transparency of the hide.

It is important to treat samples as a guide for colour and texture.

## FLAMMABILITY TEST REPORT

**Report No.:** LEI22071585A    **Date Received:** 18/07/22    **Date Tested:** 22/07/22    **Date Issued:** 22/07/21

**Company Name & Address:** YARWOOD LEATHER  
TREEFIELD INDUSTRIAL ESTATE  
GILDERSOME  
LEEDS  
LS27 7JE

**Contact Name:** JOHN EDWARD

### Sample Details

Order No.: PP0002086  
Sample Description: Leather  
Ref. / Style No.: Capri  
Batch No.: Not stated  
Colour: Green  
Quality: 1  
Supplier: Not stated  
Batch No.: Not stated  
End Use: Upholstery  
No. of Samples: Not stated  
Quoted Fibre Composition: Not stated  
Retailer: General  
Buying Division: Not stated  
Sample Description: Green coloured leather

Test Method	Pre Treatment	Requirement	Result
BS 5852:2006 Clause 11 (upholstery composite) Ignition source 5	None	As BS 5852:2006 Clause 11 (upholstery composite) Ignition source 5	NI/5 (PASS)

.....  
**STEVEN OWEN**  
(Technical & Operational  
Excellence Manager)

  
.....  
**ANDREW HALLETT**  
(Flammability Team Leader)

.....  
**CAROLE SPOWART**  
(Flammability  
Administrator)

.....  
**GREGORY JAMES**  
(Flammability Technician)

### Test Specification

Report No.: LEI22071585A Page 1 of 3



## FLAMMABILITY TEST REPORT

Test Method: BS 5852:2006 Clause 11 (upholstery composite) Ignition source 5

### Uncertainty of Measurement

The uncertainty of measurement has been estimated to be 5.99%

### Foam specification

Supplier / Grade: Carpenter / RX36110  
Size: 450 x 450 x 75mm (back) & 450 x 300 x 75mm (seat)  
Density / Hardness: 36kg/m<sup>3</sup> ± 5% / 105N ± 15%

### Conditioning

Prior to Testing: At least 72 hours in ambient indoor conditions, then at least 24 hours in an atmosphere having a temperature of 23 ± 2°C and a relative humidity of 50 ± 5%

At Time of Testing: Temperature of 10 °C to 30 °C and a relative humidity of 15 % to 80 %

### Test Results

"The following test results relate only to the ignitability of the combination of upholstery composites (BS 5852: 2006, Clause 11) under the particular conditions of test stated; they are not intended as a means of assessing the full potential fire hazard of the materials or products in use";

Test number / position	1	2
<b>Criterion of Ignition</b>		
<b>Smouldering Criteria</b>		
Externally detectable amounts of smoke, heat or glowing 60 minutes after crib ignition	No	No
Escalating smouldering behaviour rendered the test unsafe to continue and required forcible extinction	No	No
Smouldering essentially consumed the test specimen within the duration of the test / Smouldering reached the extremities of the test specimen (Other than the top of the vertical part of the test specimen) within the duration of the test	No	No
<b>Flaming Failure</b>		
The test specimen continued to flame for more than 10 minutes after the ignition of the crib	No	No
Escalating combustion behaviour rendered the test unsafe to continue and required forcible extinction	No	No
Flaming essentially consumed the test specimen within the duration of the test	No	No
Flaming reached the extremities of the test specimen (Other than the top of the vertical part of the test specimen) within the duration of the test	No	No
Debris from the test specimen caused an isolated floor fire that continued to flame for more than 10 minutes after the ignition of the crib	No	No
<b>Final Examination</b>		
Progressive smouldering was observed when the sample was dismantled	No	No
Evidence of charring within the filling (other than discolouration) more than 100mm in any direction, apart from upwards, from the nearest part of the original position of the ignition source	No	No
Time to extinction of flames after crib ignition	4 Minutes 02 Seconds	3 Minutes 57 Seconds
Time to extinction of glowing after crib ignition	6 Minutes 57 Seconds	5 Minutes 39 Seconds
Time to extinction of smoke after crib ignition	Due to the amount of smoke in the test enclosure it was not possible to see when smoking ceased	Due to the amount of smoke in the test enclosure it was not possible to see when smoking ceased
Maximum extent of damage to back (mm) Length / Width	400 60	400 58
Maximum extent of damage to base (mm) Length / Width	65 68	55 68
<b>Test Result</b>	<b>NI/5 (PASS)</b>	<b>NI/5 (PASS)</b>
<b>Ignitability performance index: "Clause 11 - NI/5"</b>		

The client acknowledges and agrees that any services provided and/or reports produced by Intertek are done so within the limits of the scope of work agreed pursuant to the client's specific instructions. This report relates specifically to the sample(s) tested that were Report No.: LEI22071585A Page 2 of 3

## FLAMMABILITY TEST REPORT

drawn and delivered by the client or their nominated third party. Intertek does not make any representation or warranty for any bulk samples or certify the bulk samples received from the client. Furthermore, Intertek does not provide a warranty or verification on the sample(s) representing any specific goods, material and/or shipment and only relate to the sample(s) as received and tested. Intertek have aimed to conduct the review on a diligent and careful basis and we do not accept any liability to you for any loss arising out of or in connection with this report, in contract, tort, by statute or otherwise, except in the event of our gross negligence or wilful misconduct. In no event, will the contents of any reports or any extracts, excerpts or parts of any reports be distributed or published without the prior written consent of Intertek in each instance. Only the client is authorized to permit copying or distribution of this report (and then only in its entirety). Any such third parties to whom this report may be circulated rely on the content of the report solely at their own risk.

The reported expanded uncertainty is based on a standard uncertainty multiplied by a coverage factor of  $k = 2$ , providing a level of confidence of approximately 95 %. Unless otherwise specified all compliance and pass/fail statements are binary simple acceptance based on the tolerance interval and, with the exception of graded methods, a test uncertainty ratio greater (TUR) than 4:1. For graded methods the TUR will drop to as low as 0.5:1 when the tolerance limits are within a grade division of the upper scale limit. The Uncertainty budgets are stated for each Test method, these are for reference, and should be considered when results are on or close to Specification Limits / Requirements and in such cases it should be noted that the risk of false acceptance or rejection may be as high as 50%, for further information please refer to ILAC G8.



## Get in touch

Treefield Industrial Estate  
Gelderd Road  
Morley, Leeds  
LS27 7JU  
UK

t: +44 (0) 113 252 1014  
f: +44 (0) 113 252 7391  
e: [sales@yarwoodleather.com](mailto:sales@yarwoodleather.com)  
w: [www.yarwoodleather.com](http://www.yarwoodleather.com)  
s: [@yarwoodleather](https://www.instagram.com/yarwoodleather)