

# Turo Tables

Design – Allermuir

The bezels of vintage dive watches inspired Turo's slim fluted leg profile, that in turn have been crafted with the same precision. The icosagon\* shaping of the leg adds a subtle focal point without disrupting the simplicity of its silhouette. Available as square, rectangular and round tables in varying sizes, the desire was to create a simple yet stylish table for everyday use in every type of environment.



## standard & optional features

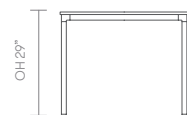
● Standard feature  
□ Not available

	TRT36SQ Square 36" x 36"	TRT42SQ Square 42" x 42"	TRT48SQ Square 48" x 48"	TRT42RD Round 42" dia	TRT48RD Round 48" dia
Weight	□	□	□	□	□
0.75" Laminate (Edge 33) Plywood core top with clear finish edge**	●	●	●	●	●
0.75" Laminate (Edge 33) MDF core top with clear finish edge*1	●	●	●	●	●
Aluminum fluted legs and steel frame under structure finished in Black powder coat*2	●	●	●	●	●
Integral leg feet with leveling adjustment	●	●	●	●	●
Optional features:					
MDF core (Edge 33) top available with Solid Black, Espresso and Solid White edge stain profile.	+\$25	+\$25	+\$25	+\$25	+\$25
Aluminum fluted legs and steel frame under structure available in White, Sage or Pebble powder coat*	+\$0	+\$0	+\$0	+\$0	+\$0

- \* [Click here to see Turo Metal Finishes](#)
- \* [Click here to see available Edge Stain Finishes](#)
- \* [Click here to see available Laminate Options](#)
- \* [Click here to see available Edge Details](#)
- \* [Click here to see Non-Stock Table Top Information](#)

An icosagon is a shape with 20 sides and 20 corners

**dimensions**— OH - Overall Height OD - Overall Depth OW - Overall Width



			Laminate A (Edge 33)	
TRT36SQ • Square • 36" x 36"		MDF Core	1085	
		Plywood Core	1170	
TRT42SQ • Square • 42" x 42"		MDF Core	1163	
		Plywood Core	1288	
TRT48SQ • Square • 48" x 48"		MDF Core	1280	
		Plywood Core	1436	
TRT42RD • Round • 42" dia		MDF Core	1163	
		Plywood Core	1288	
TRT48RD • Round • 48" dia		MDF Core	1280	
		Plywood Core	1436	

A = Grade A Laminates

Edge 33 = Edge Details

All prices listed in US \$

**Quickship Standard Features**

- 1" Grade A Laminate plywood core top with a clear edge
- Aluminum fluted legs and steel frame under structure finished in White powder coat
- Integral feet with leveling adjustment
- Edge Detail # 33
- Max quantity: 10

# Turo Tables

Design – Allermuir

The bezels of vintage dive watches inspired Turo’s slim fluted leg profile, that in turn have been crafted with the same precision. The icosagon\* shaping of the leg adds a subtle focal point without disrupting the simplicity of its silhouette. Available as square, rectangular and round tables in varying sizes, the desire was to create a simple yet stylish table for everyday use in every type of environment.



## standard & optional features

- Standard feature
- Not available

	TRT5430RC Rectangular 54" x 30"	TRT6030RC Rectangular 60" x 30"	TRT7236RC Rectangular 72" x 36"	TRT7836RC Rectangular 78" x 36"
Weight	□	□	□	□
0.75" Laminate (Edge 33) Plywood core top with clear finish edge**	●	●	●	●
0.75" Laminate (Edge 33) MDF core top with clear finish edge*1	●	●	●	●
Aluminum fluted legs and steel frame under structure finished in Black powder coat*2	●	●	●	●
Integral leg feet with leveling adjustment	●	●	●	●

Optional features:

MDF core (Edge 33) top available with Solid Black, Espresso and Solid White edge stain profile.	+\$25	+\$25	+\$25	+\$25
Aluminum fluted legs and steel frame under structure available in White, Sage or Pebble powder coat*	+\$0	+\$0	+\$0	+\$0

- \* [Click here to see available Edge Details](#)
- \* [Click here to see Turo Metal Finishes](#)
- \* [Click here to see available Edge Stain Finishes](#)
- \* [Click here to see available Laminate Options](#)
- \* [Click here to see Non-Stock Table Top Information](#)

An icosagon is a shape with 20 sides and 20 corners

			Laminate A (Edge 33)	
TRT5430RC • Rectangular • 54" X 30"		MDF Core	1318	
		Plywood Core	1433	
TRT6030RC • Rectangular • 60" X 30"		MDF Core	1344	
		Plywood Core	1486	
TRT7236RC • Rectangular • 72" X 36"		MDF Core	1539	
		Plywood Core	1733	
TRT7836RC • Rectangular • 78" X 36"		MDF Core	1627	
		Plywood Core	1839	

A = Grade A Laminates

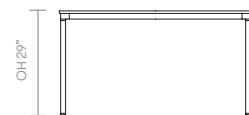
Edge 33 = Edge Details

All prices listed in US \$

**Quickship Standard Features**

- 1" Grade A Laminate plywood core top with a clear edge
- Aluminum fluted legs and steel frame under structure finished in White powder coat
- Integral feet with leveling adjustment
- Edge Detail # 33
- Max quantity: 10

## dimensions— OH - Overall Height OD - Overall Depth OW - Overall Width



# Turo

## Edge Stains

Standard



Clear

Optional



Solid Black



Espresso



Solid White

## Metal Finishes



Black



White



Pebble



Sage

## Grade A Laminates

Grade A - Formica



Fog



Dark Chocolate



Fossil



Black



Mouse



Platinum



Storm



White



Chestnut  
Woodline



Oiled Walnut




White Ash



Zebrano



Smoky Brown  
Pear



Millenium Oak



Natural Ash



Seasoned  
Planked Elm

## Non-Stock Table Top Information Ordering Instructions:

In addition to Allermuir's standard graded-in table top finishes, non-stock laminates and solid surfaces are available.

Please contact US Customer Service to confirm availability and to request pricing.  
Phone (419)887.5806  
Toll free (888)887.5806

The full product specification is needed at the time of your call including the manufacturer's name, pattern name, product number and finish.

We may require a sample to be mailed to our corporate headquarters to ensure the material meets our quality standards. Allermuir reserves the right to reject any non-stock top material that, in Allermuir's opinion, is unsuitable for application.

Samples can be sent to:  
Allermuir  
Attn: Internal Sales Support  
4111 N. Jerome Road  
Maumee, Ohio 43537



### Edge Detail # 33

0.75" ply core, specified laminate or linoleum face and counterbalanced with a flat edge, and clear finish or 1" ply core, specified laminate or linoleum face and counterbalanced with a flat edge, clear finish.